





## 1726 CAMSHAFT ALIGNMENT TOOL

### 正時工具組(福斯T4)



- For holding camshaft in place.
- Applicable: VW, VOLVO.



## 1428 VW AUDI CAMSHAFT ALIGNMENT TOOL SET

### VW.AUDI正時工具組


- It is convenient for working and fixing on crankshaft and make crankshaft fix.
- Applicable: VE, AUDI 1.4/1.6L, and VW LUPO, POLO, GULF IV, BORA/AUDI A2



## 1431 VW AUDI CAMSHAFT ALIGNMENT TOOL SET

### VW.AUDI 正時工具組


- Contents: Injection pump locking pin, tensioner locking tool, crankshaft locking tool.
- For use on AUDI, VOLKSWAGEN, SEAT, SKODA WITH TDI PD and V6 engine.



## 1443 VW 3-IN-1 BOSCH TIMING TOOL

### VW 噴射幫浦校正器

- Suitable for timing Bosch VE injection pumps.
- Includes M8, M10, and M12 adapters.
- Use in conjunction with Dial gauge
- Applicable: Bosch VE fuel pump, Diesel Kiki, and Nippondenso pumps.



## 1337 AUDI CAMSHAFT ALIGNMENT TOOL

### AUDI 正時工具(V6引擎)

- Locking tool for camshaft AUDI V6.
- Applications: AUDI 80, 100, A4, A6, A8, COUPE/CABRIO 2.6/2.8 (91-)ABC/AAH





**1216 1/2" x M10S CYLINDER HEAD BOLT TOOL**

**1/2" x M10S 六角齒輪軸套筒**


- The 140mm length allows easy access to recessed head bolts.
- Comes with 1/2" drive for use with a torque wrench.
- Use for VW, AUDI cylinder head bolt.



**1427 VW, AUDI V-BELT PULLEY REMOVER**

**VW, AUDI發電機皮帶盤拆卸器**

- Special design to stop the pulley and remove the centre bolts to remove the V-belt pulley at the generator.
- Use with 17mm wrench.
- Applicable: VW GOLF, VENTO, PASSAT, AUDI A3, AND VOLVO.



**1116 SPARK PLUG ELECTRIC WIRE REMOVER**

**火星塞高壓線拔取器(VW)**

- The tool is designed to separate the electric wire from spark plug.
- Applicable: VW



**1325 REACTION WRENCH**

**水幫浦皮帶盤支撐板手**

- Safe locking of the water-pump pulley.
- Easy loosening of stubborn bolts on the water-pump pulley.
- Over length: 298mm
- Width: 65mm
- Applications: VW, AUDI.



**1326 REACTION WRENCH**

**動力方向盤支撐板手**

- The 1/2" drive in the tools handle enables an extension of the tool by a ratchet.
- Easy loosening of stubborn bolts on the water-pump pulley.
- Overall length: 250mm
- Width: 80mm
- Applications: VW, AUDI.







## 1718 VW AND AUDI STRUT NUT SOCKET

VW, AUDI 避震器座套筒

- Use for removing and installing the top shock retaining nut on most FWD, VW and AUDI.
- Fits into slot on the top of the strut retaining nut 22mm ( 7/8" ) hex for use with a wrench.



## 1303 OIL SCREW SOCKET M16H

機油蕊拆卸套筒

- Operated by 17 m/m wrench
- Special design for using on narrow space.
- Applicable: VW, AUDI oil screws
- Size: M16 tamper-proof



## 1367 TRANSMISSION/GEARBOX SOCKET (1/2" x M16H)

1/2" DR. x M16H 氣動凸12角軸套筒(中空)

- Special tamperproof design for removing and installing the oil release bolt on the transmission and gearbox.
- Applicable: AUDI A3/A4/A6 and GOLF IV/LT.



## 1368 TRANSPORTERS MULTI-SPLINE SOCKET (M14)

1/2" DR. x M14 氣動凸12角軸套筒


- Special design for removing and installing the bolts of the upper ball joint.
- Applicable: VW, AUDI



## 1006 VW, AUDI STEERING WHEEL AXLE BASE PULLER

VW, AUDI 方向盤軸心固定拔卸器

- Special design for removing the steering wheel axle removing.
- Fixed the tool under the base and pull out with the puller.
- Suit for VW, Audi.



## 1012 VW, AUDI FRONT BOW ANGLE ALIGNMENT TOOL

VW, AUDI 牛擔角度調整器

- The tool designed to align the bow angle.
- Applicable: VW, new Passat and AUDI A3, A4, B5.





### 1432 VW AIRBAG REMOVER

#### VW 安全氣囊工具

- To remove driver's airbag from steering wheel
- Applicable: 1999-04 new body style VW PASSAT, JETTA, GOLF and BEETLE



### 1327 EXHAUST SPRING CLAMP REMOVER / INSTALLER

#### 排氣管C型夾拆裝器

- Essential for safe, controlled removal of clamps attaching exhaust to manifold.
- Special design provides "leverage" required to expand the strong spring clamps.
- Applications: VW, AUDI.



### 1328 PROPELLER SHAFT SEAL REMOVER & INSTALLER

#### 傳動軸油封更換組(VW.AUDI)

- Use the special tool to press the keeper and remove the C clamp, and then pull out the keeper to remove the oil seal.
- Use the tool to push the oil seal and the keeper levelly, and then install the C clamp to finish the install work.
- Applications: VW, AUDI.
- Patent.




Press to remove the "C" clamp



Pull to remove the sleeve




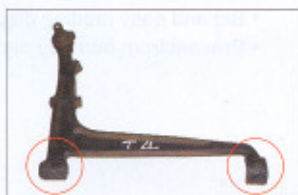
Install the seal



### 1003 BUSH EXTRACTOR

#### VW T4 三角架鐵套拆裝器

- Used for R & R of rear wheel bearing located in wheel carrier.
- This tool can also be used for installing the rear axle shaft flange.
- Applicable: VW, T4.



### 1305 VW T4 FRONT AXLE UPPER BALL JOINT

#### VW T4 上三腳架球頭拆卸器 INSTALLER & REMOVER

- Applicable: VW, T4 2.0L, 2.4L Diesel & Gasoline E oil screws
- To use on the car without removing the upper wishbone.

